


## Reception writing progression – Autumn 2





Reception			Autumn 2 - Week 2 and assessment	
Revisit and review			Practise and apply - use Little Wandle methods	
Pronunciation phrase	GPCs	Formation phrase	Words	Tricky words
Pucker your lips and show your teeth; use your tongue as you say j j j	<div>j jellyfish</div> 	Down the jellyfish and dot on its head	Top, bed	<b>Review:</b>
				is the I
				<b>New:</b>
<b>Assess letter formation of all phase 2 graphemes.</b> <b>Assess segmenting of CVC words.</b> <b>Assess tricky word writing.</b>				as
Notes for next week:				

Trace over letters

Write letters independently

Write words and tricky words

## Reception writing progression – Autumn 2

Reception			Autumn 2 - Week 3	
Revisit and review			Practise and apply - use Little Wandle methods	
Pronunciation phrase	GPCs	Formation phrase	Words	Tricky words
Put your teeth against your bottom lip and make a buzzing sound vvvvv	v volcano 	Down to the bottom of the volcano and back up to the top.	fat hug	Review: as
Pucker your lips and keep them small as you say w w w	w wave 	Down and up and down and up the waves.		
Mouth open, then push the cs/x sound through as you close your mouth cs cs cs (x x x)	x box 	From the top, across the box to the bottom. From the top again, across the box to the bottom.		New: and has his her
Smile, tongue to the top of your mouth; say y without opening your mouth y y y	y yoyo 	Down, around the yo-yo and curl round the string.		
Notes for next week:				



**Trace over letters**

**Write letters independently**

**Write words and tricky words**

## Reception writing progression – Autumn 2

--





Reception			Autumn 2 – Week 4	
Revisit and review			Practise and apply - use Little Wandle methods	
Pronunciation phrase	GPCs	Formation phrase	Words	Tricky words
Show me your teeth and buzz the z sound zzzzz	z zebra 	Across the top of the zebra’s head, zig-zag down its neck and along.	sun back	<b>Review:</b>
				and has his her
Pucker your mouth, then open it as you say qu qu qu	qu queen 	For q: Round the queen’s face, down her robe and a flick at the end. Catchphrase: qu Quick, it’s the queen!		
Practise previous graphemes				<b>New:</b>
			go no to into	
Notes for next week:				

Trace over letters

Write letters independently

Write words and tricky words

## Reception writing progression – Autumn 2

Reception			Autumn 2 – Week 5	
Revisit and review			Practise and apply - use Little Wandle methods	
Pronunciation phrase	GPCs	Formation phrase	Words	Tricky words
Show me your teeth and push the air out shshshshsh	sh shell 	sh Share the shells.	jam leg	<b>Review:</b> go no to into
Voiced: Tongue on your teeth, teeth almost closed to make a 'buzzing' th Unvoiced: Tongue on your teeth and push the air out th	th thumb 	th Thumbs up, we're having fun.		<b>New:</b> she he of
Open your mouth a bit and then use your tongue at the back of your mouth to say ng ng ng	ng ring 	ng Bling on a ring.		
Open your mouth a bit and then use your tongue at the back of your mouth to say ngk ngk ngk	nk pink 	nk I think I am pink.		

**Trace over letters**

Write letters independently

**Write words and tricky words**

## Reception writing progression – Autumn 2

Notes for next week:

**Reception**

**Autumn 2 – Week 6 (Review and assessment)**

**Revisit and review**

**Practise and apply - use Little Wandle methods**

**Pronunciation  
phrase**

**GPCs**

**Formation  
phrase**

**Words**

**Tricky words**

**Assess letter formation of all phase 2 graphemes.  
Assess segmenting of CVC words.  
Assess tricky word writing.**

sat  
pin  
mad  
cog  
kit  
rug  
hub  
leg  
fan  
jam  
van

Is  
I  
The  
As  
and  
has  
his  
her  
go  
no  
to  
into  
she  
he  
of


Notes for next week:

**Trace over letters**

**Write letters independently**

**Write words and tricky words**

## Reception writing progression – Autumn 2



Trace over letters

Write letters independently

Write words and tricky words