





Reception writing progression – Autumn 1

Reception			Autumn 1 - Week 2	
Revisit and review			Practise and apply - use Little Wandle methods	
Pronunciation phrase	GPCs	Formation phrase	Words	Tricky words
Show your teeth and let the s hiss out sssss	s snake 	Down the snake from head to tail.		Review:
Open your mouth wide and make the a sound at the back of your mouth a a a	a astronaut 	Around the astronaut's helmet and down into space.		
Open your lips; put the tip of your tongue behind your teeth and press t t t	t tiger 	Down the tiger and across its neck.		New:
Bring your lips together, push them open and say p p p	p penguin 	Down the penguin's back, up and around its head.		





Notes for next week:

Trace over letters

Write letters independently

Write words and tricky words

Reception writing progression – Autumn 1

Reception			Autumn 1 - Week 3	
Revisit and review			Practise and apply - use Little Wandle methods	
Pronunciation phrase	GPCs	Formation phrase	Words	Tricky words
Pull your lips back and make the i sound at the back of your mouth i i i	i iguana 	Down the iguana and dot the leaf.	sat tap	Review:
Open your lips a bit, put your tongue behind your teeth and make the nnnnn sound nnnn	n net 	Down, up and over the net.		
Put your lips together and make the mmmmm sound mmmmm	m mouse 	Down, up and over the mouse's ears.		New:
Put your tongue to the top and front of your mouth and make a quick d sound d d d	d duck 	Round the duck's body, up to its head and down to its feet.		
Notes for next week:				





Trace over letters

Write letters independently

Write words and tricky words

Reception writing progression – Autumn 1

--

Reception			Autumn 1 – Week 4	
Revisit and review			Practise and apply - use Little Wandle methods	
Pronunciation phrase	GPCs	Formation phrase	Words	Tricky words
Give me a big smile that shows your teeth. Press the middle of your tongue to the top and back of your mouth; push your tongue down and forward to make the sound g g g	g goat 	Round the goat's face and curl under its chin.	dip man	Review:
Make your mouth into a round shape and say o o o	o octopus 	All around the octopus.		
Open your mouth into a little smile; make your tongue flat and move it up towards the top of your mouth to say c c c	c cat 	Curl around the cat.		New:
Open your mouth into a little smile; make your tongue flat and move it up towards the top of your mouth to say k k k	k kite 	Down the kite, up to the top corner and down to the bottom corner.		is




Trace over letters

Write letters independently

Write words and tricky words

Reception writing progression – Autumn 1

Notes for next week:


Reception			Autumn 1 – Week 5	
Revisit and review			Practise and apply - use Little Wandle methods	
Pronunciation phrase	GPCs	Formation phrase	Words	Tricky words
Open your mouth into a little smile; make your tongue flat and move it up towards the top of your mouth to say c c c	ck sock 	Catchphrase: ck Rock that sock!	cog kit	Review: is
Open your mouth wide and say e e e	e elephant 	Around the elephant's eye and curl down its trunk.		New: l
Open your mouth wide and say u u u	u umbrella 	Down and around the umbrella and back to the ground.		

Trace over letters



Write letters independently

Write words and tricky words

Reception writing progression – Autumn 1

Show me your teeth to make a rrrrr sound rrrrr	r rainbow 	From the cloud to the ground and over the rainbow.		
---	--	--	--	--

Notes for next week:



Reception			Autumn 1 – Week 6	
Revisit and review			Practise and apply - use Little Wandle methods	
Pronunciation phrase	GPCs	Formation phrase	Words	Tricky words
Open your mouth and breathe out sharply h h h	h helicopter 	Down, up and over the helicopter.	rub neck	Review: is I
Put your lips together and say b as you open them b b b	b bear 	Down bear's back, up and round its tummy.		
Open your lips		Down the		New:

Trace over letters

Write letters independently

Write words and tricky words

Reception writing progression – Autumn 1

a little, put your teeth on your bottom lip and push the air out to make the sound fffff	f flamingo 	flamingo to its foot and across its wings.		the
Open your mouth a little, put your tongue up to the top of your mouth behind your teeth and press llll llll	l lollipop 	Down the lollipop stick.		

Notes for next week:

Trace over letters

Write letters independently

Write words and tricky words